

# WINE ME UP

— WHEN —

SERFEN  
STARTS



## INDEX

<b>1. The Country: Spain .....</b>	<b>3</b>
<b>2. The City: Valladolid.....</b>	<b>4</b>
2.1. How to get to Valladolid .....	5
2.1.1. By plane .....	5
2.1.2. By bus.....	7
2.1.3. By train.....	7
2.1.4. By car .....	7
2.2. Coming to Valladolid from Madrid .....	8
2.2.1. Buses.....	8
2.2.2. Trains .....	8
2.3. Once in Valladolid.....	9
2.3.1. Town buses in Valladolid .....	9
2.3.2. Taxis .....	10
2.3.3. What to do? .....	10
2.3.4. Shopping .....	11
2.3.5. Sample prices.....	11
<b>3. Reaching the Hostel.....</b>	<b>12</b>
3.1. Arrivals by train.....	12
3.2. Arrivals by bus .....	13
3.3. Arrivals by plane .....	15
<b>4. Meals .....</b>	<b>16</b>
<b>5. Weather .....</b>	<b>16</b>
<b>6. Documentation .....</b>	<b>17</b>
<b>7. What to bring .....</b>	<b>17</b>
<b>8. Language.....</b>	<b>18</b>
8.1. Pronunciation .....	18
8.2. Numbers .....	18
8.3. Some sentences.....	19
8.4. More useful sentences .....	19
<b>9. Useful Numbers, Addresses &amp; Contacts .....</b>	<b>20</b>

*Check last page to see Main Organizers' information.*

## 1. THE COUNTRY: SPAIN

Most foreigners think about Spain as Sun, good weather all year around and beaches. However, Spain is much more than Costa del Sol. It's drenched in the historical pageantry of empires and conquerors, the artistic legacy of Goya, Velázquez, Picasso and Dalí, and the romance of Don Quixote.

According to most guides about Spain, the best seasons to visit us are Spring or Autumn because in summer it's too warm and in winter it's a bit cold. However, you will enjoy your visit all year around. In every season there is always something exciting to do or some cultural event to discover somewhere =)

**Carnival** takes place throughout the country in late February; the wildest is said to be in Sitges. In March, Valencia has a week-long party known as **Las Fallas**, which is marked by all-night dancing, first-class fireworks and colourful processions. **Semana Santa (Holy Week)** is the week leading up to Easter Sunday with parades of holy images through the streets; Cuenca, Seville, Valladolid, Zamora and Cáceres strongly support this event. In late April, the **Feria de Abril** in Seville is a week-long party counterbalancing the religious fervour of **Semana Santa**.

The last Wednesday in August, the Valencian town of Buñol goes crazy with **La Tomatina**, in which the surplus from its tomato harvest is splashed around in a friendly food fight. The **San Fermín**, better known as Running of the Bulls, takes place in Pamplona on July, being the most famous festival in Spain. Along the north coast, scattered through the first half of August, is **Semana Grande**, another week of heavy drinking and hangovers (¬\_¬).



### Some figures about Spain:

- **Country Name:** Kingdom of Spain.
- **Government Type:** Parliamentary monarchy.
- **Land Area:** 504,645 sq km.
- **Population:** 47,190,493.
- **Time zone:** GMT +1 (April – October: GMT +2).
- **Capital City:** Madrid. Population: 5,285,242 (metro area).
- **Religion:** Roman Catholic 75%, other 25%.
- **Life expectancy:** 81.5 years.
- **Currency:** Euro (EUR) € .
- **Electricity:** 230 Volt/50 Hz.





## 2. THE CITY: VALLADOLID

**Valladolid**, nicknamed Pucela, with 313,437 inhabitants, is one of the biggest cities in Spain. It has the BEST things of the big cities, but also the advantages of the small ones. It's located in the north-central zone of Spain, upon the **Pisuerga River** and within the Ribera del Duero wine-making region. It's the capital of the province of Valladolid and of the autonomous community of **Castilla y León**.



Valladolid began to become important in the 11th Century, when Count Ansúrez came to govern the city. It reached its peak during the reign of the Catholic Kings (15th C), when the university became one of the most important in the country (today it still is one of the most prestigious universities in Spain! :D ). And, as well as playing a leading role in key episodes in Spanish history, Valladolid has been the **capital**

**of Spain** twice, firstly with Carlos I (16thC) and later when Felipe III came to the throne (17thC).

The capital of Castile and Leon (**Castilla y León**) enjoys an intense cultural life due to its situation as a university city as well as events like **Easter**, declared of International Tourist Interest, and the **Seminci**, the International Film Week, an event not to be missed!!!

Valladolid preserves an important heritage of monuments in its old quarter, especially aristocratic houses and religious buildings. Outstanding among them is the unfinished **Cathedral**, the church of **Santa María la Antigua**, the 16th-Century **Plaza Mayor**, the **Palace of Los Pimentel**, **San Pablo** church and important theatres and museums, like the **National Sculpture Museum** and the **Museum of Contemporary Spanish Art**. The city also preserves houses where great historical characters once lived, like **Cervantes House**, where the author of Quixote lived with his family, and **Christopher Columbus House-Museum**. And well... if you want to know more about our culture, you know... come to VALLADOLID!!



Valladolid province is revealed through tours like those along the Red Wine Route and the Knight's Route. Everybody knows that BEST Spanish wines are in our province, where you can find the Denominations of Origin Ribera del Duero, Cigales, Rueda and Toro.



Valladolid offers a wide range of leisure and cultural opportunities, maybe that's the reason why so many students from all over Europe decide to come to Valladolid. All of them confirm that **Valladolid ROCKS!!!** Valladolid is simply the BEST!!! Here you can find all kind of leisure events... Different kind of **PARTIES**, in the streets, in the great pubs and clubs and lots of things more... Because young people like you and us know who to enjoy our lives with... **I bet you now NEED to come and experience this!!**

## 2.1. How to get to Valladolid

### 2.1.1.1. By plane

**Valladolid Airport:** this airport is called **Villanubla**. There are some cheap flights with Ryanair ([www.ryanair.com](http://www.ryanair.com)). Ryanair flies to Barcelona (El Prat), Palma de Mallorca and Sevilla. There are other companies flying from this airport like Iberia, Air Nostrum and Air Europa, Vueling, Hop or Volotea.

There are buses from Villanubla Airport to Valladolid Bus Station. This is covered by a bus company called **Autocares Linecar** that you can contact calling to +34 983 23 00 33. The price is **3 €**.



#### - VALLADOLID – VILLANUBLA AIRPORT:

From Monday to Friday (from 8:00 till 20:00; check the link below).

Saturday (from 9:00 till 18:30, check the link below).

Sunday (from 10:30 till 20:00, check the link below).

#### - VILLANUBLA AIRPORT – VALLADOLID:

From Monday to Friday (from 8:30 till 20:45, check the link below).

Saturday (from 9:45 till 19:15, check the link below).

Sunday (from 11:15 till 20:45, check the link below)

Link: <http://www.linecar.es/pdf/Horarios%20Aeropuerto%20Villanubla.pdf>

**However, we will do our BEST to try to pick you up from the airport / Valladolid (anywhere):)**

**Madrid Airport:** Here you can find the cheapest fares from all over Europe flights. In case you don't find a direct and cheap plane to Valladolid, this is our recommendation. Once in Madrid Airport (Adolfo Suarez-Barajas), you can take the Underground (Metro) or the Local trains to the bus or train station(Madrid), having in mind taking a bus or a train to Valladolid. For further information, check the "2.2. Coming to Valladolid from Madrid" section.



The map included in the following page shows the different **underground lines**. Watch out because sometimes some lines are temporarily closed [www.metromadrid.es/en/index.html](http://www.metromadrid.es/en/index.html)

Metro is quite fast and comfortable. Tickets from Madrid Airport to the city cost around **5 €** (regular ticket + airport supplement). There are not day tickets or special fare for students. Indeed, if you plan to take several lines, you won't need to pay more.

- To go from the Airport to the **Train Station (Chamartín)** you must take line 8 until *Nuevos Ministerios* (last station) and then take line 10 direction *Hospital Infanta Sofia* until *Chamartin* (fourth stop). It will take around 40 minutes.

- To go from the Airport to the **South Bus Station (Méndez Álvaro)** you must take line 8 until *Nuevos Ministerios* (last station) and then take line 6 Eastbound until *Méndez Álvaro* (ninth station). It will take around 50 minutes/1hour.

- To go to from the Airport to the **West Bus Station (Moncloa)** you must take line 8 until *Nuevos Ministerios* (last station) and then take line 6 Westbound until *Moncloa* (Fourth station). It will take around 40 minutes. *If you want to visit Madrid before you take the bus, this is the BEST station for you.*

You'll see the Metro Lines HERE:

<https://www.metromadrid.es/export/sites/metro/comun/documentos/planos/Planoesquematicoingles.pdf>

- Line 8: **PINK**
- Line 10: **BLUE**
- Line 6: **GREY**

If you follow the lines, you'll see the places we said before. (e.g.: *Nuevos Ministerios, Moncloa...*) Then, if you arrive at the Madrid Airport and you plan to get a Metro Line to any bus Station in Madrid having in mind you want to take a bus to Valladolid after sightseeing Madrid, we highly recommend you print the .PDF we linked in here.



## Local train

The map included in the following page shows the different **underground lines**. Watch out because sometimes some lines are temporarily closed

[http://www.aena.es/csee/Satellite/Aeropuerto-Madrid-Barajas/en/InfoPractica\\_FP/1237554327779/1237554326802/](http://www.aena.es/csee/Satellite/Aeropuerto-Madrid-Barajas/en/InfoPractica_FP/1237554327779/1237554326802/)

Local trains are also quite fast and comfortable. Tickets from Madrid Airport to the city cost **2.4 €** (single ticket, valid for one journey). There are not day tickets or special fare for students.

- To go from the Airport to the **Train Station (Chamartín)** you must take line **C1** of Renfe Cercanías until Chamartin (second station). It will take around 30 minutes.

- To go from the Airport to the **South Bus Station (Méndez Álvaro)** you must take line **C1** of Renfe Cercanías until *Mendez Álvaro* (sixth station). It will take around 40 minutes.

- To go to from the Airport to the **West Bus Station (Moncloa)** you must take **C1** of Renfe Cercanías until *Nuevos Ministerios* (fourth station) and then take the metro **line 6** Westbound until *Moncloa* (Fourth station). It will take around 50 minutes. *If you want to visit Madrid before you take the bus, this is the BEST station for you.*

You'll see the Local Train Lines Here: (Need to download the file where it's said: *Public transport map (pdf, 271,9 Kb)*)

<http://www.aena.es/en/madrid-barajas-airport/public-transport.html>

## ¿TAXI?

You can also take a taxi to any bus or train station in Madrid, but it will probably cost more than 20 euros. So, in case it isn't necessary, we would not recommend it :)



### 2.1.2. By bus



There are direct buses to Valladolid from a lot of cities all over Europe. There are also buses to nearby cities like Burgos or Salamanca. Normally prices from central Europe (Germany, France...) can be similar to the most reduced fares of flights, so it's not worth choosing them, unless you want to have a loooooong and boring trip. For Eastern European countries (Slovakia, Romania...) buses can be cheaper. Check the website

[www.eurolines.com](http://www.eurolines.com) for further info. (To Valladolid: <http://www.eurolines.de/en/buslines/to/Valladolid> )

### 2.1.3. By train

There are many trains coming to Valladolid from other Spanish and European cities, but they are not always cheap. If you are interested in taking an InterRail, Spain is in zone F (with Portugal and Morocco). For further information check:

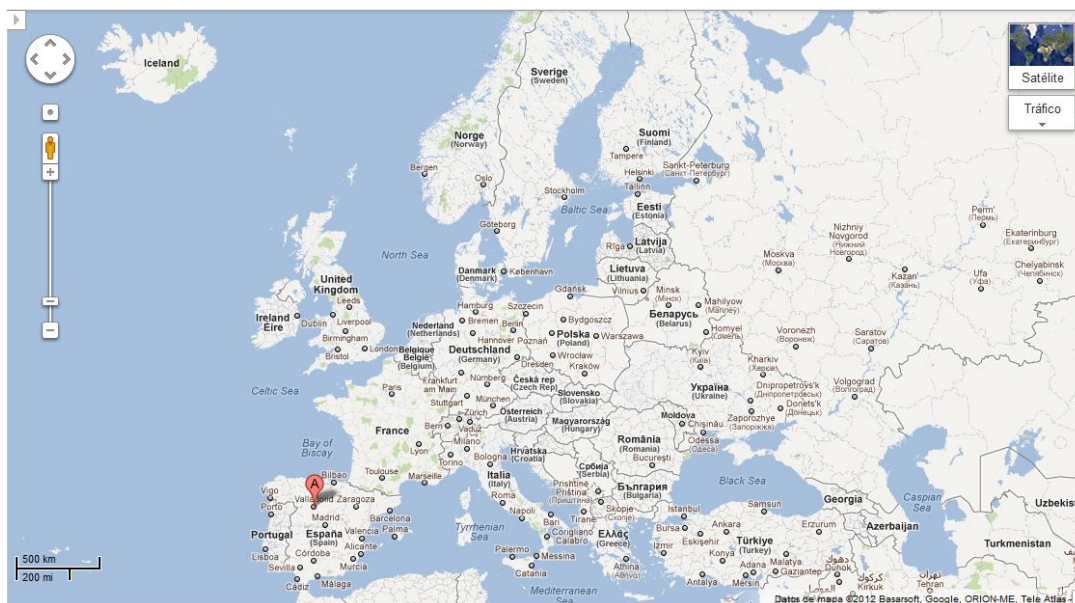
<https://rail.cc/en/interrail-in-spain>



### 2.1.4. By car



If you plan to come by car, we will help you (but *maybe* Google Maps can do it better) :)



## 2.2. Coming to Valladolid from Madrid

Madrid is quite close to Valladolid (about 200 km) and it's easy coming from there. The two main ways are by bus and train.

### 2.2.1. Buses



There is a bus from Madrid to Valladolid **almost every hour** all day long. They leave from **Estación Sur (South Station)**, also known as **Méndez Álvaro**. You can also take some of them from Madrid Airport (Barajas Terminal 4).

The company that covers the connection Valladolid - Madrid is **ALSA** (**Alianza**). You can see the timetable, and book your ticket on the website: [www.alsa.es/en](http://www.alsa.es/en)

A one-way ticket costs around **15€** (It may differ a bit, *sometimes may cost 12€ or 22€*). As said before, you can take the bus at **the South Station (Méndez Álvaro)** or in **Madrid Airport (Barajas Terminal 4)** or in Moncloa. We highly recommend taking the bus on the South Station or in the Madrid Airport, because of your baggage. You can buy the tickets once we are close to the date of the arrival day and the departure day. You can book the tickets in here: <https://www.alsa.com/en/web/bus/coach/valladolid-madrid> There'll be no offer for a round trip ticket.

#### Some tips and things:

- The website is in english, and in other languagges. We highly recommend buying both tickets, for the arrival day and the departure day, so you don't need to worry about buying the bus ticket of the departure day to Madrid once you are in Spain. Same thing for the Train tickets.

- Sometimes, the website doesn't works properly with foreign credit cards. If that happens to you, don't panic! Just tell us and we will help you with your bus tickets :)

### 2.2.2. Trains

In Madrid there are two train stations. You can find trains coming to Valladolid from **Chamartín Station**.

You can book the tickets in here: [Link](#)

You have a lot of options and prices. The expensives ones are for first class. The normal prices (chepeast ones) may cost around 24 €. There are trains almost every 2 - 3 hours.



As usual, there is a discount for a return ticket. You can also pay a special student fare showing euro<26 card. In Valladolid you should stop in the main station (**Valladolid Campo Grande**). You can check the timetables and prices, and book your tickets in the **main** website: <http://www.renfe.com/EN/viajeros/index.html>



## 2.3. Once in Valladolid

### 2.3.1. Town buses in Valladolid

They are blue and white or green and white. Most of the lines are in service from 7:00 a.m. till 10.30 p.m., with special services until 3:00 am on Fridays and Saturdays. Check the website <http://www.auvasa.es/> for a detailed map of the different lines. A ticket costs **1'50 €**.

The line that connects our **hostel (Ctra. Madrid Centro San Juan de Dios)** with the city centre is **line 26**. Be careful, this line has no service on Saturdays and public Holidays (Sundays included); in case you choose to come to the hostel with this option, we ask you to contact us so in that way we can explain everything easier.



**For further information check 3.2 Arrivals by Bus (2.3.1. It's only for Tourism in Valladolid).**

**Valladolid lines (bus):** [http://www.auvasa.es/auv\\_lineas.asp](http://www.auvasa.es/auv_lineas.asp)

We also have a yellow tourist bus in our city:



[http://www.auvasa.es/auv\\_lineas.asp](http://www.auvasa.es/auv_lineas.asp)

### 2.3.2. Taxis

They are white with a purple stripe and a green light on top. Taxi drivers use hybrid cars. Here you have some phone numbers.

-Taxistas de Valladolid: +34 983 207 755 || +34 983 291 411

### 2.3.3. What to do?

You can walk through the parks of the city, go shopping, visit museums or just have a walk along the historical city centre, apart from having some *tapas* in the numerous bars of the town.

The biggest parks of Valladolid are **Campo Grande**, near Zorrilla square, with a great variety of trees and animals, including peacocks, and **La Rosaleda**, that goes along the river in the central part of the city. There you can also see the **beach of river Pisuerga**.



Some of the many museums you can find in Valladolid are:

- **Museo Nacional de Escultura:** National Museum of Sculpture, with pieces from the Middle Ages to the 19th Century. It has one of the most beautiful collections of sculpture on wood of the world. You can check <http://museoescultura.mcu.es> for more information.
- **Museo Patio Herreriano:** Contemporary Spanish art museum. You can check the website for more information: [www.museopatioherreriano.org](http://www.museopatioherreriano.org)
- **Museo Oriental:** It has a rich collection of art from China, Japan and the Philippines. You can find more information in the website [www.museo-oriental.es/ukindex.asp](http://www.museo-oriental.es/ukindex.asp)
- **Casa Cervantes:** House where the author of Don Quixote's lived. Furniture and objects of a typical gentleman's house in the XVII Century. You can check the website for more information: <http://www.mecd.gob.es/museocasacervantes/portada.html;jsessionid=94D6F8BF7ECDF28FCD8962EAFEAAF2A3>
- **Casa Museo Zorrilla:** Personal objects belonging to the poet, José Zorrilla, author of Don Juan Tenorio.
- **Museo de Colón:** Objects from South American natives (Maya, Aztec, Inca, etc). Items and objects from the colonial era, related to the journeys of Cristopher Columbus (who died in Valladolid).
- **Museo del Dulce Confiterías Cubero:** Museum of sweets. Reproductions of the monuments of Valladolid made of sugar.
- **Museo de la Ciencia:** Museum of science. You can see the current exhibition, and permanent exhibitions on the human body and space. It also has a planetarium. <http://www.museocienciavalladolid.es/opencms/mcva/>

### 2.3.4. Shopping

Most shops in Valladolid open from 9:00 or 10:00 in the morning till 14:00, and in the evening from 17:00 to 20:00 or 20:30. On weekends you will find many open on Saturday morning, and some of them even in the evening. There are lots of shops in the city centre and there are many shopping centres in and near the town.



Stamps and envelopes can be bought at tobacconists (*estanco* in Spanish).

### 2.3.5. Sample prices

- **Bus ticket:** 1'50 €.
- **Taxi:** 3 - 12 €
- **Meal (student):** 5 €
- **Meal (regular bar, two dishes, water, bread and dessert):** Around 9 €
- **Newspaper:** 1 €
- **Stamps (for Europe):** 65 cents.
- **Postcards:** 40 cents.
- **Cinema:** 7 € (6 € reduced fare)
- **Beer (depending on the brand/place/ time and day):** 1'30 - 3'50 €
- **Cocktail (depending on the place/time and day):** 3,5 - 7 €
- **Shots:** 1 - 2 €





### 3. REACHING THE HOSTEL

---

#### 3.1. Arrivals by train

If you come to Valladolid by train, you will arrive to the **Train Station Valladolid Campo Grande** (see *Picture 1*).

You'll have **two options**:

**First One (Recommended):**

Depending on the arrivals, we may ask everybody to meet on a meeting point on several hours and then we'll try to take a cab/taxi to the hostel, in that way, you may only need to pay just 3-4€ each one. You can also take a cab alone or with your friends and arrive anytime to the hostel on the *Arrival Day*.

**Second One:**

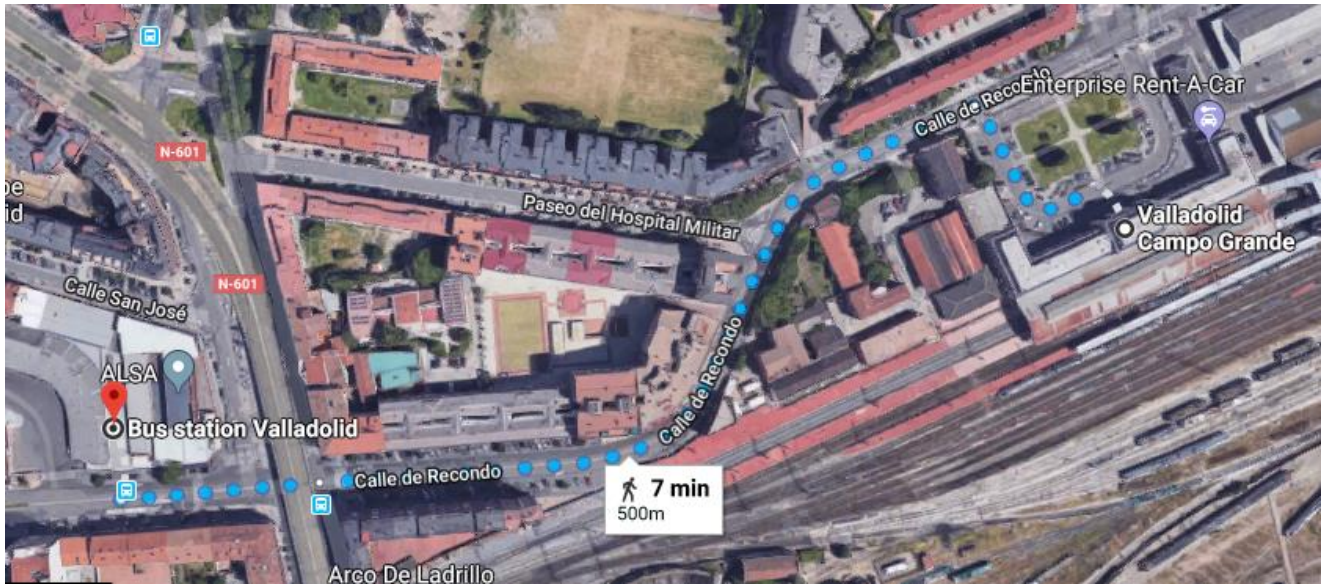
You have to go out of the Train Station and go to the Bus Station (see *Picture 2* and *Picture 3*).

Once in the Bus Station get on the bus called: **LAGUNA DE DUERO-VALLADOLID**. The ticket costs **1'40 €** and there is a bus each hour starting at 10:30 and ending at 22:30. **You must ask the bus driver to stop at "San Juan de Dios" (Picture 5)** (this just for the Saturday (*Picture 4: The Itinerary for the Bus*) (arrival day)). For the *departure day* ask us for information of buses. Indeed, we highly recommend tanking a cab.

You can see the itinerary of the bus in *picture 4*. You must get off in the stop called **Carretera Madrid - Colegio San Juan de Dios** (the trip by bus is around 20 minutes); **remember**, tell the bus driver to stop at "**San Juan de Dios**". **The meeting point will be this last bus stop (Carretera Madrid - Colegio San Juan de Dios)**, so once you are there, call us (the telephone numbers are at the end of this survival guide) and... congratulations! **This amazing AC starts to you! :)**



*Picture 1: Train Station (Valladolid Campo Grande)*



Picture 2: Valladolid Campo Grande is the Train Station and Bus Station Valladolid it's the Bus Station



Picture 3: The entrance to the Bus Station

### Horarios domingo y festivos

10:30	11:30	12:30	13:30	14:30	15:30
16:30	17:30	18:30	19:30	20:30	21:30
		22:30			

Picture 4: The Itinerary for Saturday.



Picture 5: Hotel's bus stop

## 3.2. Arrivals by bus

If you arrive by bus to Valladolid be sure you to be in the **Valladolid Bus Station**, then, get off the bus and pick your baggage. You'll have the same options as before:

### First One (Recommended):

Depending on the arrivals, we may ask everybody to meet on a meeting point on several hours and then we'll try to take a cab/taxi to the hostel, in that way, you may only need to pay just 3-4€ each one. You can also take a cab alone or with your friends and arrive anytime to the hostel on the *Arrival Day*.

### Second One:

You have to go out of the Train Station and go to the Bus Station (see *Picture 2* and *Picture 3*).

Once in the Bus Station get on the bus called: **LAGUNA DE DUERO-VALLADOLID**. The ticket costs **1'40 €** and there is a bus each hour starting at 10:30 and ending at 22:30. **You must ask the bus driver to stop at "San Juan de Dios" (Picture 5)** (this just for the Saturday (*Picture 4: Itinerary for Saturday*) (arrival day)). For the *departure day* ask us for information for buses. Indeed, we highly recommend tanking a cab.

You can see the itinerary of the bus in *picture 4*. You must get off in the stop called **Carretera Madrid - Colegio San Juan de Dios** (the trip by bus is around 20 minutes); **remember**, tell the bus drive to stop at "**San Juan de Dios**". **The meeting point will be this last bus stop (Carretera Madrid - Colegio San Juan de Dios)**, so once you are there, call us (the telephone numbers are at the end of this survival guide) and... congratulations! **This amazing AC starts to you! :)**



### 3.3. Arrivals by plane

Check the “2.1.1 By plane” section to know how to arrive to Valladolid Airport, and how to arrive from the airport to the city.

Once in the city (if you took the Linecar bus) you will find yourself in the **Valladolid Bus Station** (the last stop). So, check the “3.2 Arrivals by bus” section to know how to arrive to the hostel :)



### 3.4. Arrivals by car

The Hostel is “Residencia Marista Champgnat”, Avenida Madrid 66, Valladolid. Using this address, google maps gives you a way which is sometimes blocked.

To obtain the right way follow these instructions:

Introduce these coordinates in google maps: [41.604953](#), [-4.725031](#) . They belong to the crossing indicated in both pictures.

**In this crossing you have to turn right. It is indicated with a sign which says “HH. MARISTAS”. Go slowly in order to don’t miss the turn and because is a 180º curve.**



Follow the road that leads to the main building and surround it by the right. Park in one on the parking areas shown in the picture and continue by foot until the hostel.



## 4. MEALS

---

In Spain, meals are so important that we don't divide the day according to the time... we do it depending on the meals! There are three main meals: breakfast, lunch and dinner. So, our morning goes from the breakfast till the lunch, the afternoon is the time between lunch and dinner, and the night starts after the dinner. And yes, we don't have evening :D

The most popular **breakfast** consists of milk, coffee, orange juice, some cookies or a toast, and sometimes a piece of fruit. It's a light meal, not as abundant as in other countries. As there is a lot of time between breakfast and lunch, we usually have some snack at noon.

**Lunch** is the most important meal of the day and it's usually eaten from 13:00 to 15:00 (the Spanish "midday"). It consists of two dishes and a dessert. The first dish can be soup, vegetables, rice, pasta... The second dish, normally, has meat or fish in it. After that, and before dinner, sometimes there is another snack, at the end of the afternoon.

**Dinner** is usually eaten around 22:00. You can get just one dish, but it's not unusual to have two courses. In any case it's lighter than lunch.



## 5. WEATHER

---

Valladolid has a continental weather, with important **changes** in the different seasons. In **winter** the temperature during the day can be just a few Celsius degrees, colder early in the morning, when sub-zero temperatures (-5/-2° C) are usual. The coldest months are December, January and February. During these months it may rain from time to time. Snow can fall once or twice, but never lasts long in the city :(



As in the rest of the year (except from summer), fog is often seen (especially in the morning). It gets warmer as the year goes by. The cold slowly disappears during March, April (the rainiest month), and May. It's in **spring** when the weather is the more random. In the morning temperatures are like those of winter, but at noon you can easily have 20° C, and then again have a drop at night, so be careful with the clothes you take with you!

In June it's sunnily warm all day long, with fresh nights. July and August are the hottest months. Once the sun is a bit high, the temperature won't fall below 25° C, with 30, 35 or even 40° C at sometimes (usually about 3:00 or 4:00 pm). In **summer** the weather is dry, with some occasional short summer storms.

As days get shorter the weather cools down during **September**, a very unpredictable month. It still has some warm days (20 or 25° C), but rain becomes more frequent and cold comes back during the nights. After September, the **autumn** almost disappears in the city, because October and November are the transition months to winter, with colder days and fog everywhere.



## 6. DOCUMENTATION

EU citizens can visit Spain just bringing their national ID cards (but we highly recommend having a Passport). People from other countries should bring their passport and might need a visa. If this is your situation and you need some certificate to justify your assistance to the course, please let us know as soon as possible! Sometimes there are problems with mail and a fax is not enough.

### Insurance & Medical treatment



Before your arrival, people from the European Economic Area (EEA), Switzerland, Iceland, Liechtenstein, should get the European Health Insurance Card (the blue one). This will grant medical coverage in emergency case. People coming from non-EU countries should ask before leaving at their local insurance company or social security of their countries to see if there is any kind of arrangement with Spain. If you are travelling with a travel agency check if there is any insurance included (some companies do).

If you need to buy any medicine you will be able to find it in a pharmacy (*farmacia* in Spanish), that can be identified by a green cross.



## 7. WHAT TO BRING

- **Passport** (and visa if required).
- **Travel & health insurance** (see “6. Documentation” section).
- In compliance with BEST regulations, LBG Valladolid will cover your basic living expenses (food, housing, transport), and all group activities. However, it's advisable to bring **some money** in case you might want to make some extra expenses like souvenirs, presents, **RedBulls** (you're going to need it), etc.
- **Medicine** (something specific that you must take and you are not sure you will find here). Spanish pharmacies are well provided with condoms of any kind. Anyway, if you plan to use them, bring them in advance... if you are not sure, bring them too!! You never know... :P
- The temperature in Valladolid in September is very unpredictable, but usually cool, so besides bringing some **short clothes**, it's advisable to bring also **long trousers**, at least one or two **long pullovers** and a **coat**. Also notice that some clubs we will be entering at night might have dressing code (i.e. no shorts, no trainers...) so try to bring some **smart clothes**. They will be also useful for the official opening.
- We may also have a sunny week during the course, so if you are fair-skinned person you should bring **sunscreen**.
- **Sleeping bag**.
- Don't forget your **towels**, **Swimsuit**, **flip flops** and your **bath stuff**.
- As in any BEST event, an **International Evening** will be held, so, in that way, each participant will show **typical food and drinks from her/his country**, so bring a reasonable amount of those. You can also bring a flag, a typical costume... whatever you want!
- A **printout of this Survival Guide**. It could be useful not to get lost!
- Good mood and a lot of energy!! And of course... **BEST spirit!!** :D





## 8. LANGUAGE

Spanish is one in the official languages of Spain (and the only one spoken in Valladolid). It's said that Valladolid is the place where the BEST Spanish is spoken all over the world. English is generally spoken among younger people, and some older people will be able to speak French (the language students used to learn at school years ago), but normally you will have to speak Spanish. Here you have some basic tips:

### 8.1. Pronunciation

Reading Spanish is quite easy. Mostly you pronounce words as they are written. There are some exceptions, and differences with other languages:



- **b** and **v** are pronounced in the same way (like English *b*).
- **c** sound like *k* before *a*, *o* and *u* (*ca* /ka/, *co* /ko/, *cu* /ku/), and like *z* before *e* and *i* (*ce* /zeh/, *ci* /zee/).
- **j** sounds similar to *h* in *hello* but much stronger.
- **g** sounds like *j* in *ge* and *gi*. It sounds like the word *go* in *ga*, *go*, *gu* and *gue/gui* (the *u* is silent here, it just shows the softness of the *g*).
- **ll** sounds more or less like *y* in *yellow*.
- **ñ**, our special letter, sounds like *ni* in *onion*.
- **h** is always silent.
- **r's** are trilled. There is a softer sound in the middle of a word and a stronger one at the beginning or when you find a double *r* (**rr**).
- **Stress**: Most of Spanish words have the stress on the second-to-last syllable. When you find an accent on a vowel (´, like in **á, é, í, ó, ú**) it means that the stress goes on that syllable.

### 8.2. Numbers

1 <b>Uno</b> - /OO-no/: One.	11 <b>Once</b> - /ON-zeh/: Eleven.
2 <b>Dos</b> - /DOS/: Two.	12 <b>Doce</b> - /DO-zeh/: Twelve.
3 <b>Tres</b> - /TRES/: Three.	13 <b>Trece</b> - /TRE-zeh/: Thirteen.
4 <b>Cuatro</b> - /COOA-tro/: Four.	14 <b>Catorce</b> - /ca-TOR-zeh/: Fourteen.
5 <b>Cinco</b> - /THIN-co/: Five.	15 <b>Quince</b> - /KEEN-zeh/: Fifteen.
6 <b>Seis</b> - /SEYS/: Six.	16 <b>Dieciséis</b> - /die-zee-SEYS/: Sixteen.
7 <b>Siete</b> - /SYE-te/: Seven.	17 <b>Diecisiete</b> - /die-zee-SYE-teh/: Seventeen.
8 <b>Ocho</b> - /O-cho/: Eight.	18 <b>Dieciocho</b> - /die-zee-OH-choh/: Eighteen.
9 <b>Nueve</b> - /NOOE-be/: Nine.	19 <b>Diecinueve</b> - /die-zee-NOOE-be/: Nineteen.
10 <b>Diez</b> - /DYEZ/: Ten.	20 <b>Veinte</b> - /BEYN-teh/: Twenty.


### 8.3. Some sentences

To pronounce these phrases you have to read, by English standards, the words between the slashes “//”. The stressed syllable is in capital letters.

- Buenos días - /BOOEh-nos DEE-as/: Good morning.
- Buenas tardes - /BOOEh-nas TAR-des/: Good afternoon.
- Buenas noches - /BOOEh-nas NOH-ches/: Good evening/Good night.
- Hola - /OH-la/: Hello.
- Adiós - /a-DEEOS/: Goodbye.
- Por favor - /POR fa-BOHR/: Please.
- Gracias - /GRA-thias/: Thank you.
- De nada - /DEH NA-da/: You are welcome.
- Perdón - /Per-DON/: Sorry.
- ¿Cuánto cuesta? - /KOOAN-toh KUES-ta/: How much is it?
- Un billete de ida y vuelta a Valladolid, por favor - /OON bee-JE-teh DE EE-da Y BOOEL-ta A ba-ja-do-LID POR fa-BOHR/: A round-trip ticket to Valladolid, please.
- ¿Qué hace (una chica/un chico) como tú en un sitio como éste? - /KEH A-zeh (OO-na CHEE-ka/OON CHEE-koh) KOH-moh TOO EN OON SEE-teeoh KO-mo ES-teh/: What's a (girl/boy) like you doing in a place like this?

### 8.4. More useful sentences

- ¡¡Soy una fresita, cómemela!: I'm a strawberry, eat me!!
- ¡Te amo!: I love you!
- ¡Eres increíble!: You rock! / You're amazing!
- ¿Crees en el amor a primera vista?: Do you believe in love at first sight?
- El vino Ribera es el mejor del mundo: Ribera's wine is the BEST wine of the world.
- Voy muy contento...: I may have drink a bit...
- Haces que me sonroje...: You make me blush...
- Quiero hablar contigo toda la noche...: I just want to talk with you all night long...
- Camarero, ¿Puede traerme sal? : Waitress/ Sir/ Madam, can I get a some salt, please?
- Mesonero, cóbreme: We'll take the bill now, please.
- ¡Es el mejor evento en el que he estado nunca!: BEST EXPERIENCE EVER!



## 9. USEFUL NUMBERS, ADDRESSES & CONTACTS

---

**BEST VALLADOLID**

Escuela de Ingenieras Industriales  
Paseo del Cauce nº 59

47011, Valladolid (SPAIN)

e-mail: [valladolid@BEST.eu.org](mailto:valladolid@BEST.eu.org)

Tel: +34 670 704 905

Fax: +34 983 423 310

Our **office** is at the University,  
inside the faculty of Industrial  
Engineering. The address is: *Paseo  
del Cauce nº 59*

**European Emergency Number: 112**

### Hostel Information:

**ALBERGUE H.H. MARISTAS.**


**ADDRESS:** Avda. de Madrid, km 185.  
47008 VALLADOLID.

**PHONE:** +34 983 47 61 62

**FAX:** +34 983 47 99 78



## Main Organizers:



← **Leandro F. Teixeira Luciano**

+34 638 838 012

[leandro.filipe.teixeira.luciano@BEST.eu.org](mailto:leandro.filipe.teixeira.luciano@BEST.eu.org)

Instagram: @leandrot96

**Ivan Contreras** →

+34 600 222 099

[ivan.contreras@BEST.eu.org](mailto:ivan.contreras@BEST.eu.org)

